

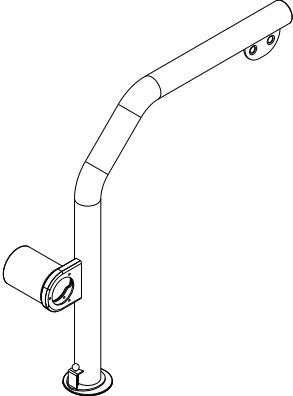
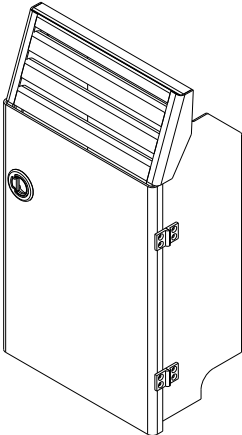
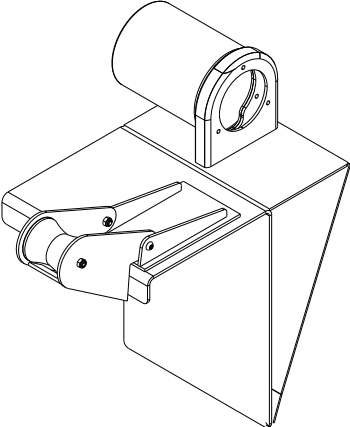
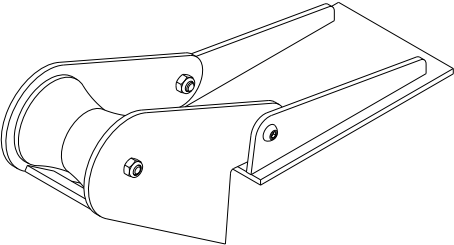
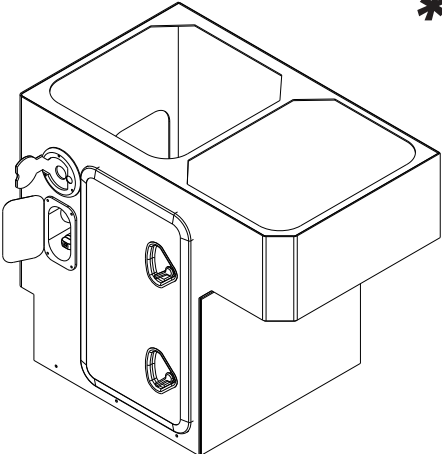


SENATOR

GUNWALE CONFIGURATION

<i>HARDWARE</i>	<i>3</i>
<i>ROD HOLDER CONFIGURATION 380 - 650</i>	<i>4</i>
<i>ROD HOLDER CONFIGURATION 690+</i>	<i>5</i>

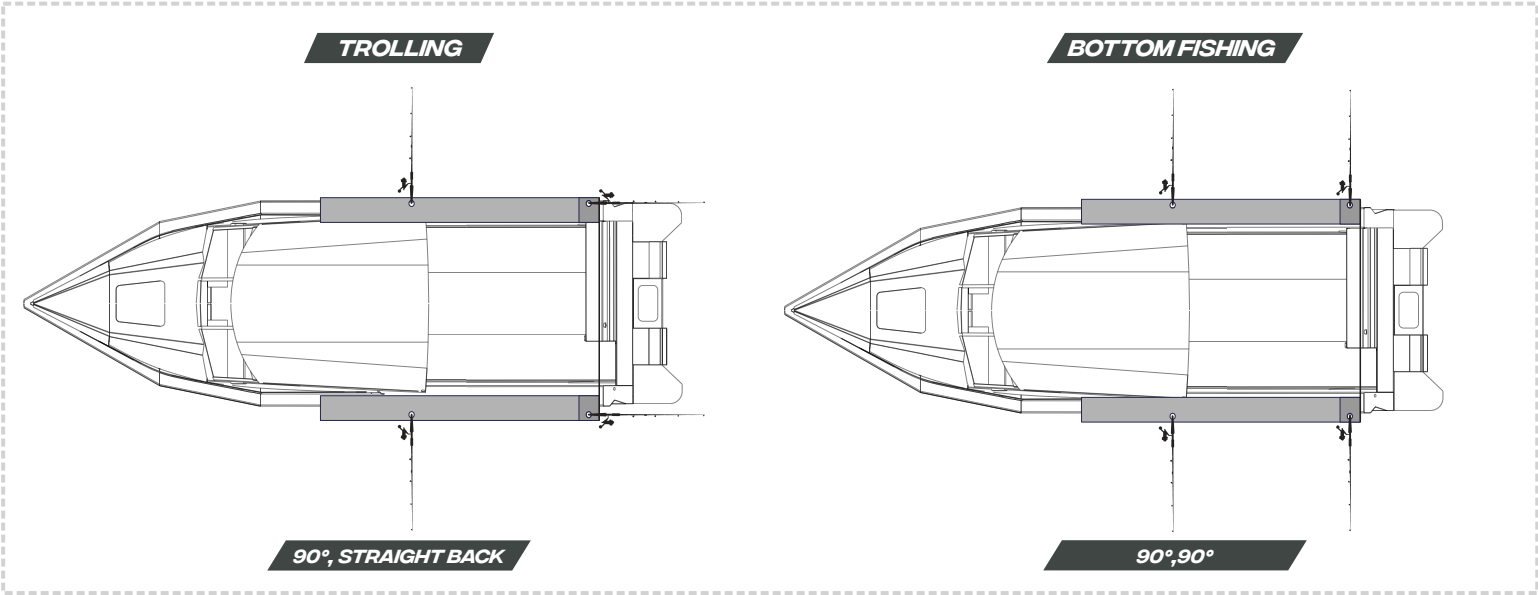
*PLEASE NOTE: TO ACHIEVE SENATORS CONTINUOUS IMPROVEMENT PROGRAM
DESIGNS AND THIS DOCUMENT MAY BE SUBJECT TO CHANGE.*

Cray Boom		Califont	
Removable Gunwale Mount Cray Pot Hauler			
Welded Winch Roller			
Port Side Deck Seat: 900 wide with cooker, sink, pull out shower & squab			

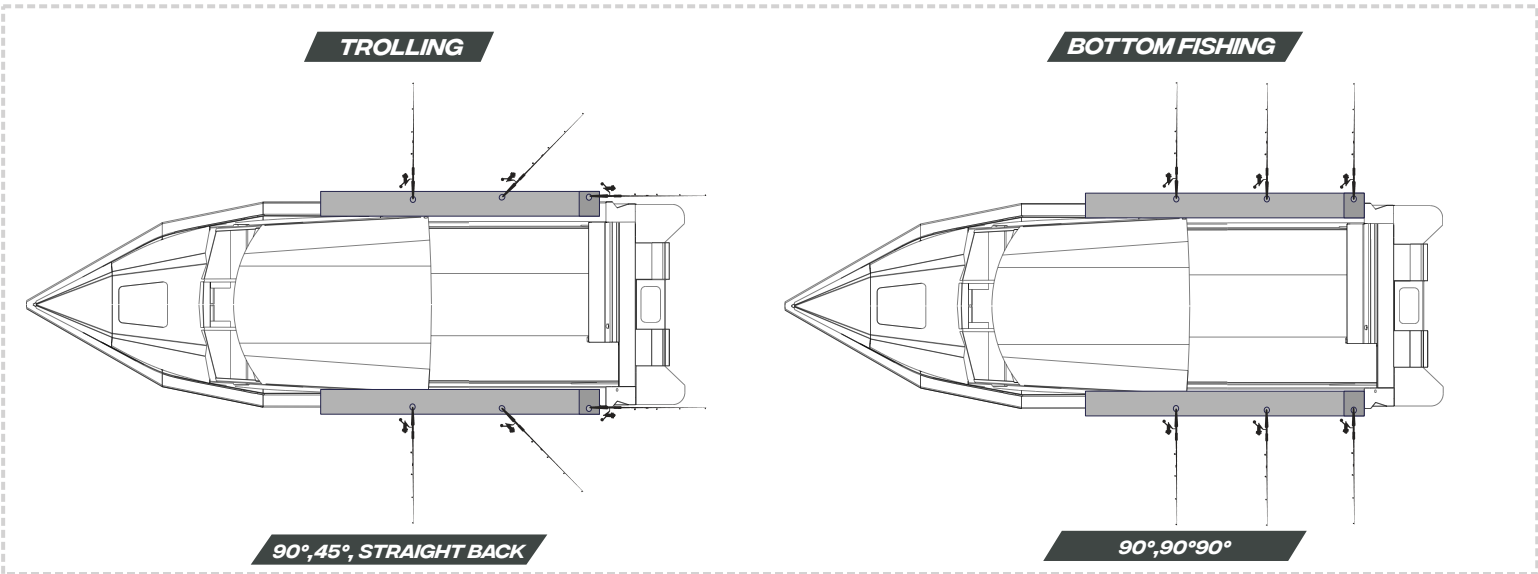
* SELECTION OF THESE ITEMS WILL INTERFERE WITH THE LAYOUT AND MAY REMOVE CUP HOLDERS OR ROD HOLDERS.

/ 380 - 650

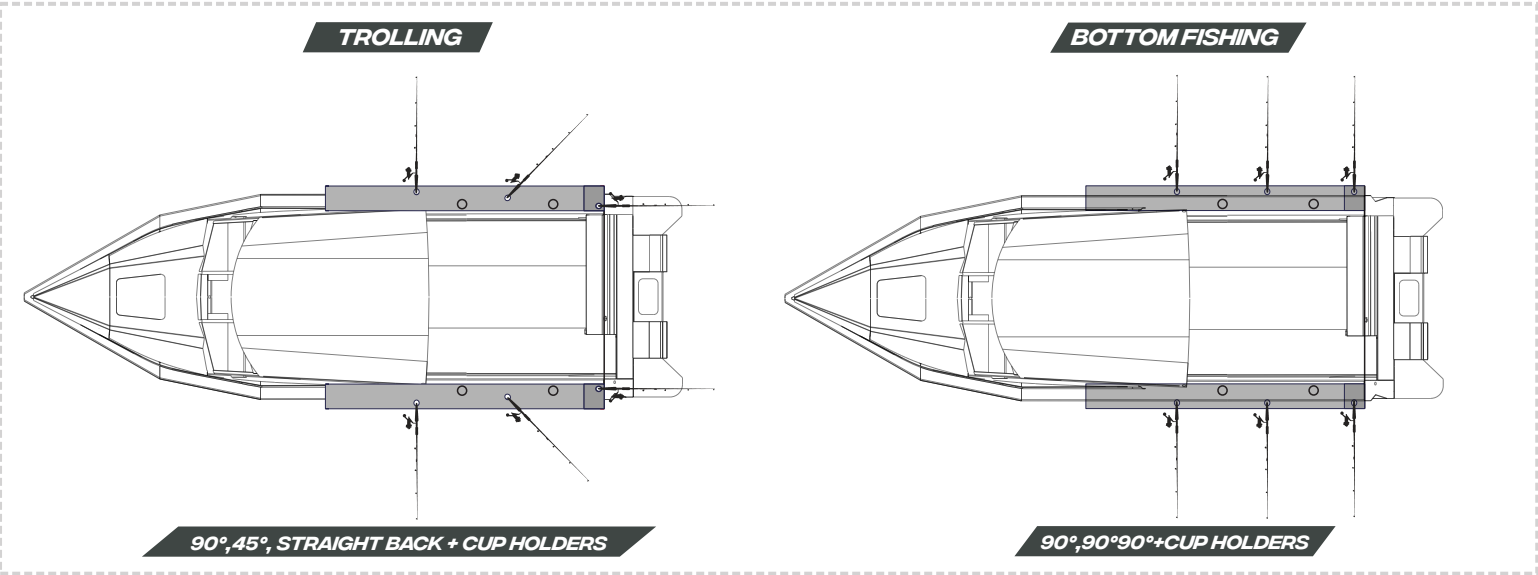
STANDARD LAYOUT



MID RANGE



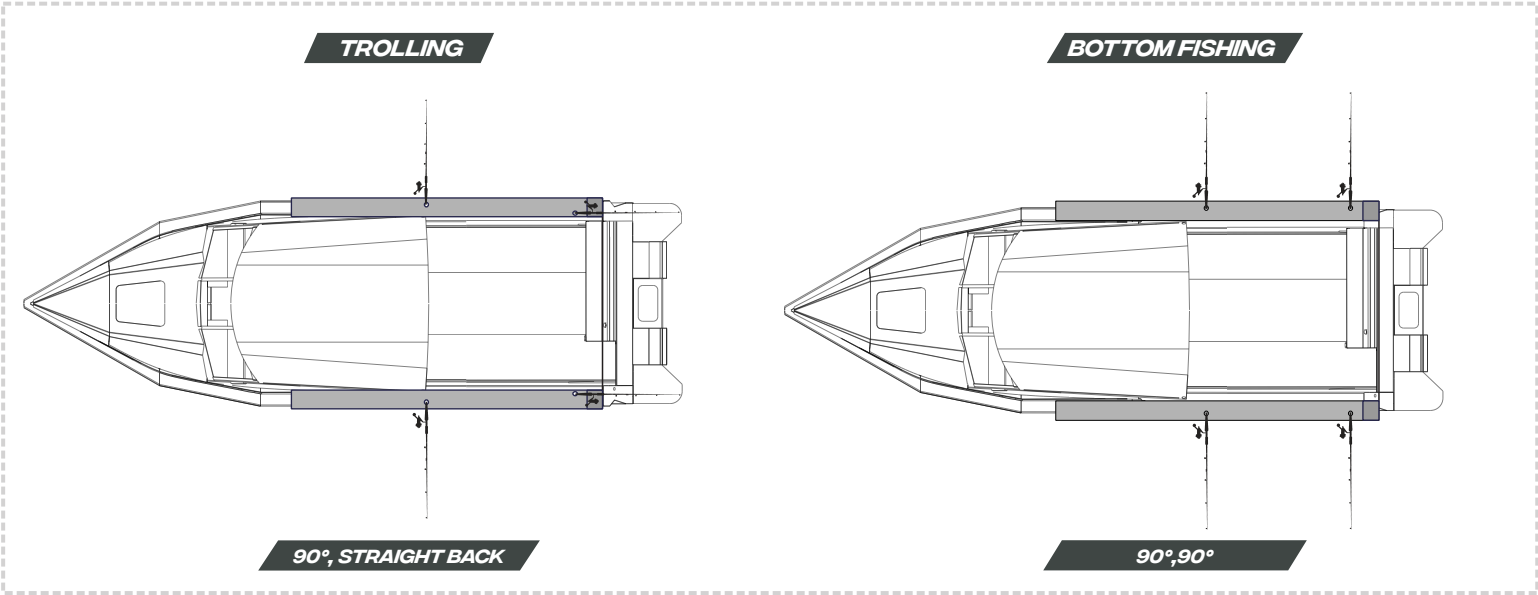
TOP END



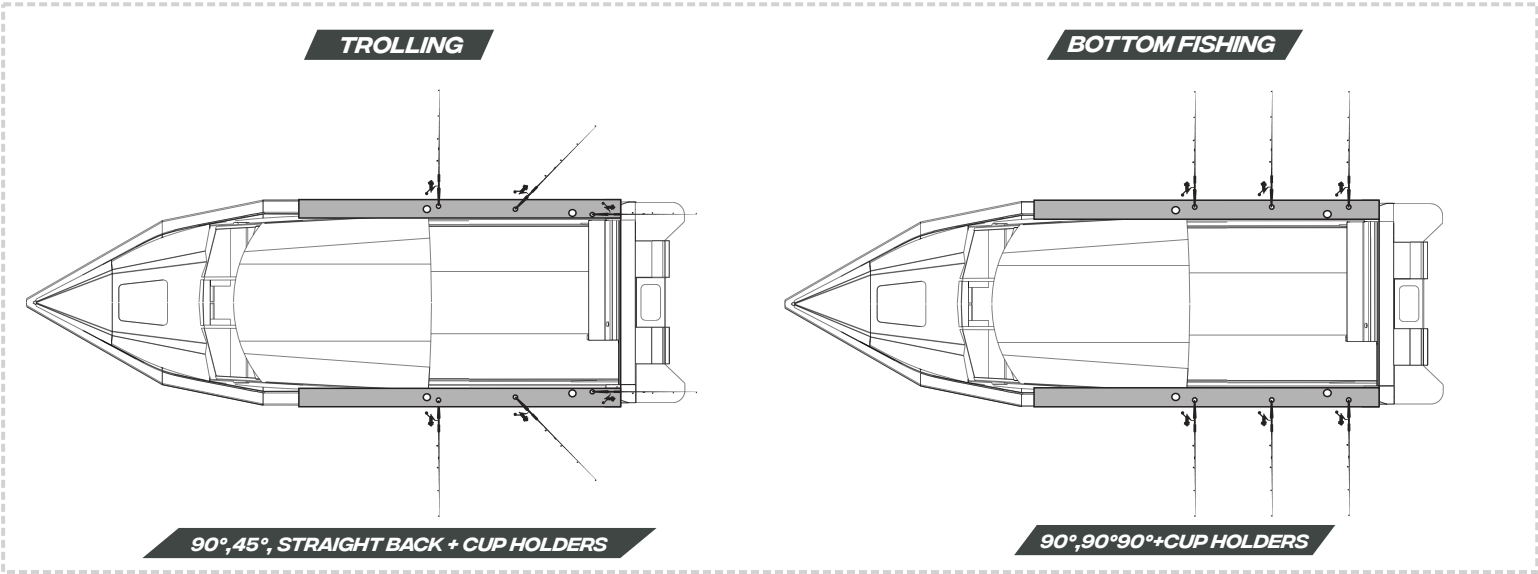
ITEMS ON PAGE 3 MARKED WITH A * WILL INTERFERE WITH THE LAYOUT AND MAY REMOVE CUP HOLDERS OR ROD HOLDERS.

/ 690+

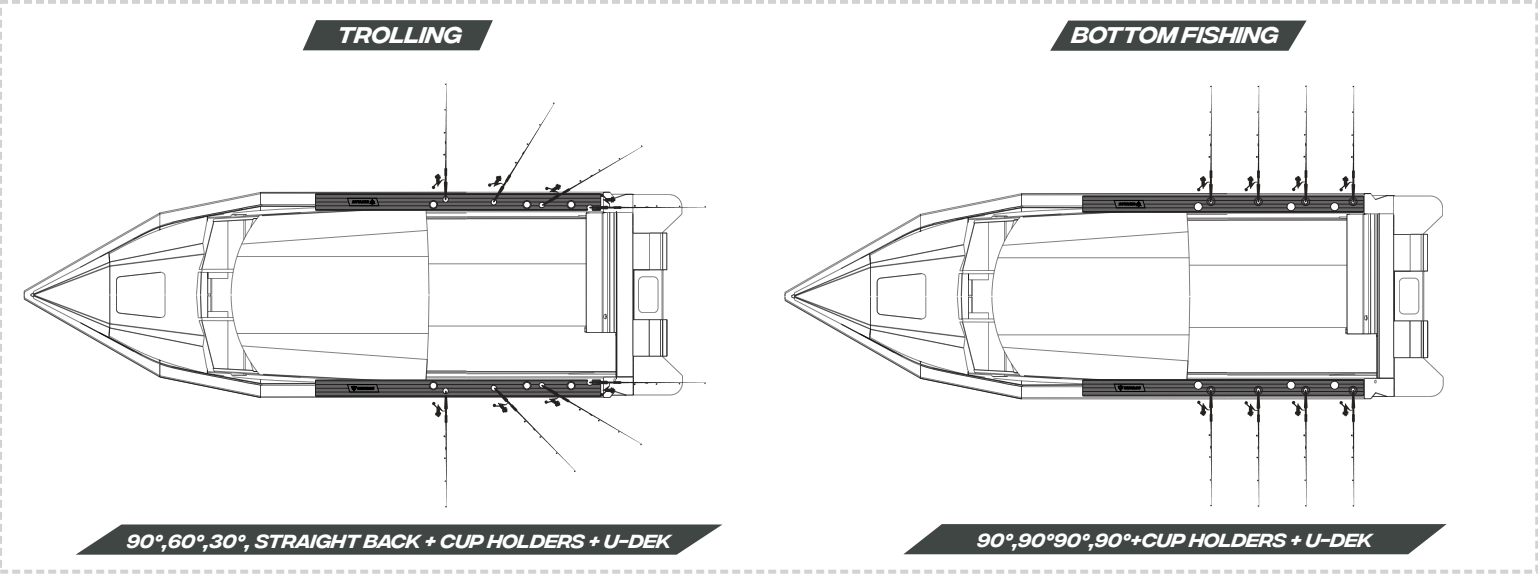
STANDARD LAYOUT



MID RANGE



TOP END



ITEMS ON PAGE 3 MARKED WITH A * WILL INTERFERE WITH THE LAYOUT AND MAY REMOVE CUP HOLDERS OR ROD HOLDERS.



DESIGN OPTIONS

Built around you

We know that every boatie has different needs. That's why a standard Senator comes with all of the 'must-haves' to ensure the utmost safety and usability. Then we put you in control of the 'nice-to-haves' that will make the boat just right for YOU.



GREAT RIDING

The legendary Senator ride

Let's face it, New Zealand can throw some ugly conditions our way. That's why when we design and build our boats, comfort is king. With higher cabin heights and stable great-riding hulls, you'll always feel safe and secure in a Senator.



BIGGER DECK

Bigger is always better

Every inch matters at the business end of your boat. Over the decades we've refined our decks to be the biggest in class, offering you and your mates the ultimate play area to do what you love.



BUILT TO SURVEY STANDARDS

Unparalleled buoyancy

Senator's construction standards have been developed through close partnership between our design and build team and of course - boaties just like you. The Senator Standard has become New Zealand's benchmark in pontoon boatbuilding.



100% KIWI MADE

Built by boaties, for boaties

We bring together a 'best-of-breed' design, boat building and finishing team. This gives Senator confidence that their boat is built by people who understand their needs. Senator is always listening, so if you have any ideas about how we can improve our designs to lead to a better day out on the water, we're all ears!



TRUE MEASURES

More boat for your buck

When comparing boats, look at the real measure. At Senator we measure the true length of the boat, we don't include the overhangs to make our boats seem longer than they are. More boat for your buck!

SENATOR HQ

0800 736 286
21 Hamilton Place,
Onekawa, Napier 4110
New Zealand

GET IN TOUCH WITH YOUR NEAREST DEALER

Whangarei Warren Hay Marine, 09 430 2666 **Auckland** Auckland Marine Centre, 09 271 1575
Hamilton Rollos Marine, 0800 804 809 **Gisborne** Harbourview Marine, 06 868 8686
Hawke's Bay Hawke's Bay Marine, 06 843 5001 **Kapiti Coast** Boat City Paraparaumu, 04 298 5931
Nelson Haven Pleasure Boats, 03 548 5864 **Christchurch** Mr Boats, 03 384 2726
Timaru Mr Boats, 03 684 4107