



/ POPULAR OPTIONS



Roof extension RH650



Extended bow rail (Inshore series)

GET EXACTLY THE BOAT YOU WANT

Senator boaties all have different needs. Our design options give you the choice to keep it real simple, or pimp your Senator to the max.




Canvas roof extension



Radar wing with rod holders



Bunk centre infill



Custom bunks



Bunk beds RH650



Colour coded upholstery



Seat set up RH680



Fold down seat - up position




Fold down seat - down position




Deluxe King Queen with hatch



Rear facing fold down seat



Fridge under seat



Underseat chilly bin storage




Oven underseat showing hob




Enclosed cabin




Anchor squab (Inshore series)




Additional sliding seat (Inshore series)




Game seat base



Tuna tubes



Livebait tank



Auxillary outboard mount



Additional rod holders / seadecks



Bait board with rodholders



Folding double rung dive ladder



Bump rail

RULE THE SEA[®]



DESIGN OPTIONS

Built around you

We know that every boatie has different needs. That's why a standard Senator comes with all of the 'must-haves' to ensure the utmost safety and usability. Then we put you in control of the 'nice-to-haves' that will make the boat just right for YOU.



GREAT RIDING

The legendary Senator ride

Let's face it, New Zealand can throw some ugly conditions our way. That's why when we design and build our boats, comfort is king. With higher cabin heights and stable great-riding hulls, you'll always feel safe and secure in a Senator.



TRUE MEASURES

More boat for your buck

When comparing boats, look at the real measure. At Senator we measure the true length of the boat, we don't include the overhangs to make our boats seem longer than they are. More boat for your buck!



BIGGER DECK

Bigger is always better

Every inch matters at the business end of your boat. Over the decades we've refined our decks to be the biggest in class, offering you and your mates the ultimate play area to do what you love.



BUILT TO SURVEY STANDARDS

Unparalleled buoyancy

Senator's construction standards have been developed through close partnership between our design and build team and of course - boaties just like you. The Senator Standard has become New Zealand's benchmark in pontoon boatbuilding.



100% KIWI MADE

Built by boaties, for boaties

We bring together a 'best-of-breed' design, boat building and finishing team. This gives Senator confidence that their boat is built by people who understand their needs. Senator is always listening, so if you have any ideas about how we can improve our designs to lead to a better day out on the water, we're all ears!

SENATOR HQ

0800 736 286

21 Hamilton Place,
Onekawa, Napier 4110
New Zealand

GET IN TOUCH WITH YOUR NEAREST DEALER

Whangarei Warren Hay Marine, 09 430 2666 **Auckland** Auckland Marine Centre, 09 271 1575

Hamilton Rollos Marine, 0800 804 809 **Gisborne** Harbourview Marine, 06 868 8686

Hawke's Bay Hawke's Bay Marine, 06 843 5001 **Kapiti Coast** Boat City Paraparaumu, 04 298 5931

Nelson Haven Pleasure Boats, 03 548 5864 **Christchurch** Mr Boats, 03 384 2726

Timaru Mr Boats, 03 684 4107